

Dock Upgrade Cost Calculator & Checklist

Your Step-by-step Guide to Designing, Budgeting & Building with Confidence

Step 1



Define Your Vision

Choose the perfect dock style for your needs

Step 2



Plan Your Budget

Understand costs & make smart investments

Step 3



Explore Dock Materials

Find the best options for durability & aesthetics


Step 4



Add Essential Features

Customize with boat & PWC lift add-ons, lighting, and more

Step 5



Use the Calculator & Checklist

Budget, stay organized, & ensure a smooth project

Questions? We're Here to Help

+1 (334) 857-2443 | sales@lakescape.com
180 Birmingham Road Eclectic, AL 36024



Define Your Vision

Start with How You Plan to Use Your Dock

A great dock is an extension of your lakefront lifestyle. Before you choose materials, size, or features, take a moment to consider how you want to use your dock.

Picture Your Perfect Lake Day

Use the categories below to determine what dock style best suits your needs:

Family-Friendly

Prioritizes safety, stability, and ease of use. Ideal for swimming, lounging, and making memories with loved ones.



Entertaining Hub

Designed for hosting with built-in seating, lighting, and gathering spaces for guests.



Recreational Activities

Equipped for adventure with jet ski lifts, swim ladders, and fishing stations.



Luxury Retreat

A high-end dock featuring premium materials, boat lifts, and tech-enhanced convenience.



LakeScape Pro Tip

Choosing the right vision for your dock now will ensure it meets your needs for years to come. Prioritize features that add long-term value and minimize maintenance to maximize enjoyment and reduce upkeep.



Plan Your Budget & Dock Size

Set Your Budget for a Smooth Planning Process

Understanding your budget early makes the entire dock-building process smoother and stress-free. Costs vary based on dock size, materials, and features, so it's important to have a realistic estimate before making design decisions.

Stationary Docks (5/4" wood decking, no boat lifts or PWC lifts)

A simple, stable, and cost-effective option for most shorelines.



Boathouses (5/4" wood decking, no boat lifts or PWC lifts)

Provides year-round protection for boats and adds storage space



Double Deckers (5/4" wood decking lower deck, aluminum decking upper deck, no lifts)

Maximizes space with an upper-level lounge area for relaxing and entertaining.



LakeScape Pro Tip

This is the time to decide between a **Stationary Dock, Boathouse, or Double Decker**, as each falls into a different price range. Boat and PWC lift options also vary by dock type. *These add-ons will be covered in the next steps*



LAKESCAPE
DESIGN | BUILD | MAINTAIN

Boathouse + 2 Boat Lifts

This gorgeous boathouse costs approximately \$95,000

“ Their work was expeditious and very professional. I had no issues in the process whatsoever. All work was completed as designed and added great value to my property. I highly recommend them ”

Kirk



Choose Your Dock's Style & Materials

The Right Materials for Longevity & Aesthetics

The materials you choose for your dock will impact its durability, maintenance, and overall look. Selecting the right material ensures your dock stands up to the elements while complementing your home's style.

Dock Material Options

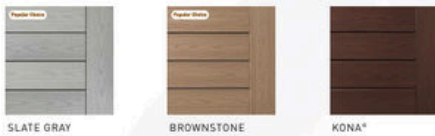
Advanced PVC

Low-maintenance, sleek, and weather-resistant. Offers a modern look with minimal upkeep.




Harvest Collection®

\$\$\$




Landmark Collection®

\$\$\$\$



Vintage Collection®

\$\$\$\$\$



Composite Decking

Durable, eco-friendly, and available in a wide range of colors. A great balance of style and longevity.



Premier Collection \$



Prime+ Collection \$



Terrain Collection \$\$



Reserve Collection \$\$\$



Legacy Collection \$\$\$





Pressure-Treated & Hardwoods

A classic, natural look, but requires regular maintenance and sealing to prevent weather damage. Hardwoods offer a luxury appeal, while pressure-treated wood is more budget-friendly. These woods are also used to build the supporting structures of docks and boathouses.



Bucksin

Light Gray

Graystone

Extruded Aluminum

A durable, low-maintenance flooring option designed for upper decks, providing superior weather resistance and longevity.

Choose a Color Palette



Warm & Natural: Earthy wood tones that blend with the surroundings.

Sleek & Modern: Stormy grays and coastal aesthetics for a contemporary look.

Classic & Traditional: Timeless natural finishes that never go out of style.

Choosing a Roof Color for Boathouses & Double Deckers

The roof color of your boathouse or double-decker dock plays a key role in both aesthetics and temperature control. Lighter colors reflect sunlight, keeping the space cooler, while darker tones create a sleek, modern look. Choose a shade that complements your home and dock materials for a cohesive design.



LakeScape Pro Tip

Match your dock's design to your home's exterior for a cohesive look that enhances your property's aesthetic.



Add Essential Features & Customization

Enhance Your Dock with the Right Features

Now it's time for the fun part! Customizing your dock with features that enhance its functionality, safety, and comfort. From practical upgrades like boat lifts and storage to entertainment elements like lighting and sound systems, the right additions can make all the difference.



Customization Options

Safety First

Railings, slip-resistant decking, and secure ladder access.

Convenience

Built-in storage, integrated seating, and Titan Deck Steps for easy entry into the water.



Hogwire Railing



Cable Railing



Galvanized Pipe Railing

Entertainment

Outdoor sound systems, fire pits, and lounge areas.

Lighting

Underwater LEDs, ambient dock lights, and solar-powered options.

Boat & PWC Lift Add-Ons

Adding a boat or PWC lift is one of the best investments for protecting your watercraft and making lake life easier.

Stationary Dock Boat Lift & PWC Lift Options



Boathouses + Double Decker Boat Lift & PWC Lift Options



LakeScape Pro Tip
Start with must-have features, then add upgrades over time to enhance your dock as your needs evolve.



Dock Building Calculator Worksheet

Name: _____ Phone Number: _____

Contractor Name: _____

Contractor Phone Number: _____

Project Address: _____

Planned Start Date: _____

Planned Finish Date: _____

Dock Selection & Base Cost

Dock Type (Check One):

- Stationary Dock - \$27,000 - \$50,000
- Boathouse - \$40,000 - \$80,000
- Single Slip Double Decker Dock - \$80,000 - \$100,000
- 2 Slip Double Decker Dock - \$100,000 - \$150,000

Dock Dimensions: _____

Material Selection

Decking Material:

- Premium PVC
- Composite Decking
- Natural Wood
- Extruded Aluminum (upper deck only)
- Help Me Choose

Estimated Material Cost: \$ _____

Boathouse Roof Selection

- Write in your preferred color: _____
- Help me choose

Customization & Features

Safety & Convenience Add-Ons:

- Titan Deck Steps - (\$2k - \$3k)
- Railing & Safety Features - (\$9k - \$18k)
- Built-In Storage & Seating - (\$2k - \$5k)

Boat & PWC Lifts:

- Single Boat Lift - (\$9k - \$40k)
- PWC Lift - (\$6k - \$14k)
- Platform Lift - (\$35k - \$40k)

Entertainment & Lighting:

- Outdoor Sound System - (\$1k - \$4k)
- Fire Pit or Lounge Area - (\$8k - \$12k)
- Dock Lighting - (\$6k - \$12k)

Estimated Customization Cost: \$ _____

Final Project Estimate

- Base Dock Cost: \$ _____
- Material Cost: \$ _____
- Customization Cost: \$ _____
- Features & Upgrades: \$ _____

Estimated Total: \$ _____

Notes: _____



Next Steps Checklist

Finalize Your Budget

Confirm selections and adjust as needed.

Schedule a Consultation

Connect with a dock builder to review options.

Secure Permits & Approvals

Ensure compliance with local regulations.

Plan Your Project Timeline

Set realistic expectations for construction.

Want Expert
Guidance?

Contact LakeScape
today for a FREE
consultation!

[Get a Custom Quote](#)

LAKE**SCAPE**
DESIGN | BUILD | MAINTAIN